

MINI STEFANIA

HOSET

BUILDING AREA - 71.4 m²


USABLE AREA - 62.45 m²



€24 500
HOUSE KIT


€44 200
BASIC

€57 700
OPTIMA



STEFANIA MINI

This is a compact version of our popular house "[Stefania](#)," which has retained all the advantages of the classic model but has become more affordable and practical.





Outside walls

- 1 External cladding: pine plank, painted 20 mm. Textured coating./ Professional flooring T-08
- 2 Horizontal rail, pine bar 30X70mm, treated with a bioprotective solution
- 3 Vertical rail, pine bar 30X70mm, treated with a bioprotective solution
- 4 Wind barrier Density: g/m^2 : 90
- 5 OSB-3 plate 10 mm
- 6 Insulation: mineral wool in the structure of the supporting frame 150mm, Thermal conductivity: $0.037 \text{ W}/(\text{sq.m}^*\text{K})$
- 7 Supporting frame: pine beam 50X150mm, treated with a bioprotective solution
- 8 Vapor barrier film Density g/m^2 : 110 g/m^2 .
- 9 Rail: pine timber 30X70mm treated bioprotective solution
- 10 Pine lining, painted, 20 mm thick. Textured coating



Floor



- 1 Rooms and corridor - Laminate, bathroom - Ceramic tile
- 2 Rooms and corridor - OSB-3 plate 22mm, bathroom - OSB-3 plate 10mm + CSP plate 12 mm
- 3 Vapor barrier Density g/m^2 : 110 g/m^2 .
- 4 Floor beams: pine timber 50X200mm, processed bioprotective solution
- 5 Insulation in the beam of the floor: mineral wool 200mm Thermal conductivity: $0.037 \text{ W}/(\text{sq.m}^*\text{K})$
- 6 Wind barrier Density: g/m^2 : 90
- 7 OSB-3 plate - 10 mm
- 8 A layer of waterproofing for the bottom of the house

Roof

- 1 Profiled sheet T-14
- 2 Rail: pine timber 30X70mm, treated bioprotective solution
- 3 Counter rail: pine timber 30X70mm, treated bioprotective solution
- 4 Superdiffusion membrane Vapor permeability: $1300 \text{ g/m}^2 \times 24 \text{ hours}$
- 5 Insulation in the rafters: mineral wool 200 mm Thermal conductivity: $0.037 \text{ W}/(\text{sq.m}^*\text{K})$
- 6 Rafters: pine timber 200X50mm, processed bioprotective solution
- 7 Vapor barrier Density g/m^2 : 110 g/m^2 .
- 8 Rail: pine timber 30X70mm, processed bioprotective solution
- 9 Pine paneling, painted 20 mm thick. Textured coating



HOUSE KIT

LOAD-BEARING FRAME AND INSULATION

- Load-bearing frame of the floor, walls, and ceiling: kiln-dried, antiseptic-treated pine timber
- 22mm OSB board as subfloor for laminate installation
- 10mm OSB board for exterior wall frame reinforcement
- Floor insulation: 200mm
- Ceiling insulation: 200mm
- Exterior wall insulation: 150mm
- Internal partition wall insulation: 100mm
- Wind/Vapor barrier

EXTERNAL FINISHING

- External façade and roof: wind barrier, battens

BATHROOM INTERIOR FINISHING


- Floor: cement-bonded particle board (CBPB)
- Internal wall and ceiling cladding: vapor barrier, battens

ROOM INTERIOR FINISHING

- Floor: OSB board
- Internal wall and ceiling cladding: vapor barrier, battens

FRAME

HOUSE FRAME WITH INSULATION



HOUSE COMPLETION STAGE:



€24 500

BASIC

EXTERNAL FINISHING

- Pine or metal cladding
- Roof: metal profile sheeting
- Gutter system: metal

ELECTRICAL WORKS

- Electrical wiring, distribution board with circuit breakers

HEATING

- Power outlets for electric heaters in each room

ROOM INTERIOR FINISHING

- Internal wall and ceiling cladding: drywall (gypsum board) for final finishing

BATHROOM INTERIOR FINISHING

- Internal wall and ceiling cladding: drywall (gypsum board) for final finishing

PLUMBING AND SEWERAGE

- Plumbing pipework within the house, shut-off valves for all fixtures

BASIC FINISHING

COMPLETED HOUSE WITHOUT FINAL INTERIOR FINISHING



HOUSE COMPLETION STAGE:



€44 200

OPTIMA

ROOM INTERIOR FINISHING

- Moisture-resistant laminate flooring
- Internal wall cladding: premium knot-free glued timber imitation beam
- Ceiling cladding: premium knot-free glued pine paneling

BATHROOM INTERIOR FINISHING

- Floor: ceramic tiles
- Wall cladding: premium knot-free glued timber imitation beam

HEATING

- Electric underfloor heating with thermostat in the bathroom

BATHROOM FIXTURES

- Wall-hung toilet with installation frame
- 600x800mm mirror with lighting
- Shower area partitioned with tempered glass, complete with mixer, shower head, and drain. Shower walls: ceramic tiles
- 600x440mm washbasin with vanity unit

VENTILATION

- Forced exhaust ventilation in the bathroom. Duct for kitchen hood installation

ELECTRICAL WORKS

- External and internal lighting fixtures, sockets, switches

PLUMBING AND SEWERAGE

- 50L electric water heater

TURNKEY HOUSE



HOUSE COMPLETION STAGE:



€57 700

ADDITIONAL COSTS

DELIVERY

Delivery cost is calculated individually and depends on the distance from the factory in Ternopil to your site.

INSTALLATION

The cost of house installation by our team depends on the country of installation, crew logistics expenses, and the duration of work on-site.

FOUNDATION

The cost of foundation arrangement is calculated individually, as it depends on the specifics of the site's relief and its geological conditions.